

Town of Yountville Pavement Condition Index Update April 2020

Presented by:
Joe Tagliaboschi, Public Works Director



Town of Yountville

"The Heart of the Napa Valley"



Yount Street Reconstruct (FDR)

\$445,052.20



Street Network Average by Class



Street Network Statistics and Average PCI by Functional Class				
Functional Class	Total Sections	Total Centerline Miles	Total Lane Miles	PCI
Arterial	12	1.68	3.36	73
Collector	10	1.36	2.71	87
Residential/Local	50	5.25	10.50	77
Total	72	8.29	16.57	
Overall Network PCI as of 4/20/2020:				78

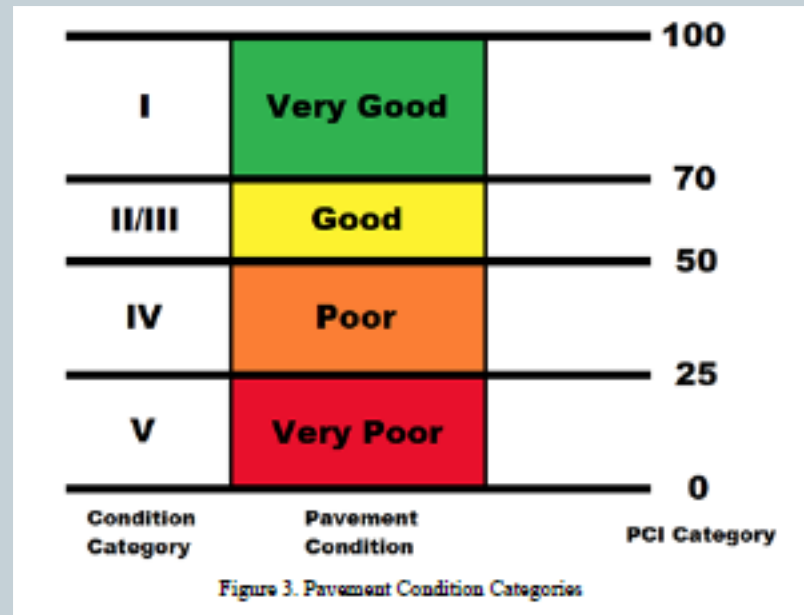


Streets by Functional Classification



- Arterial- Madison, Washington, Yountville Cross
- Collector- Solano, California , Yount , Finnell
- Residential/Local- all other streets

Pavement Condition Categories





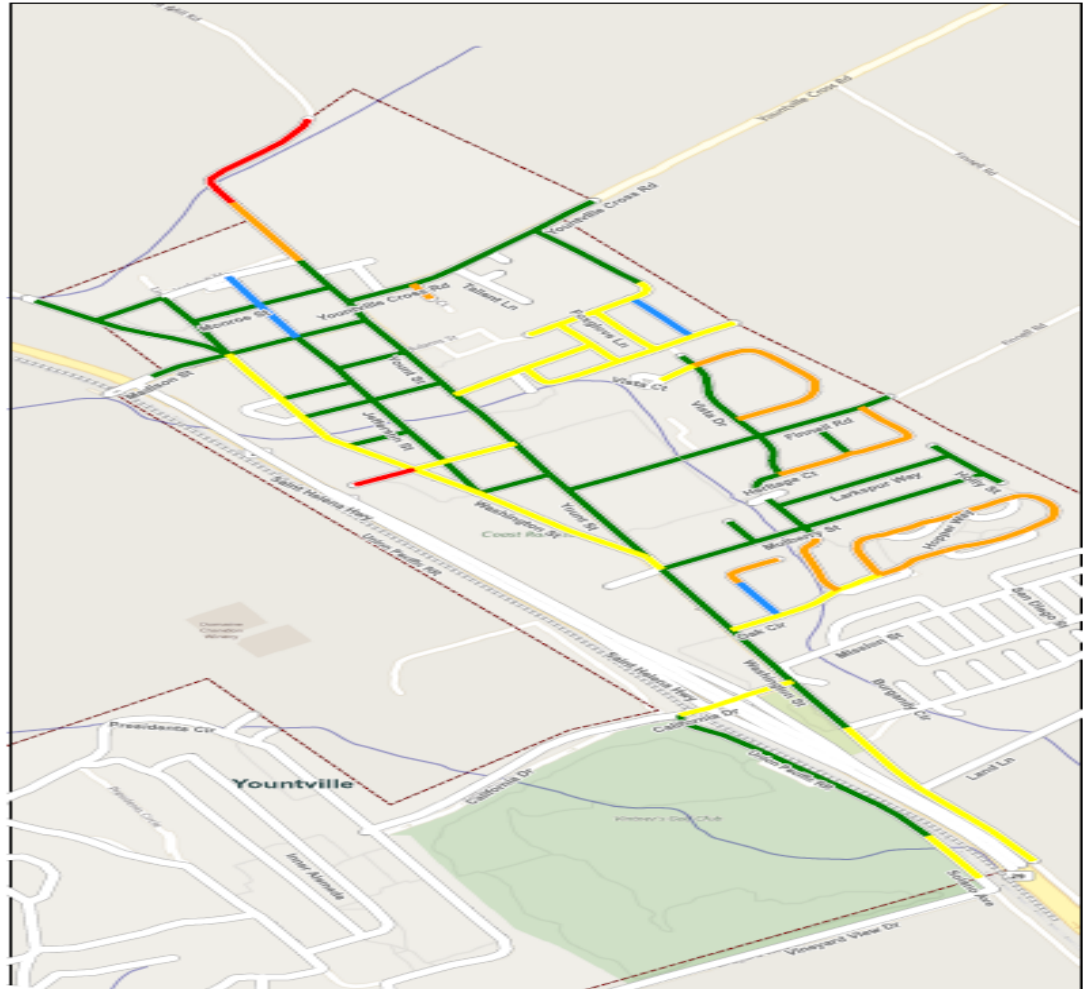
TOWN OF YOUNTVILLE
8550 Yount St
Yountville, CA 94599
(707) 944-8851

Figure 9. Current PCI Condition

Printed: 3/30/2020

Feature Legend

- Category I - Very Good
- Category II - Good (Non-Load)
- Category III - Good (Load)
- Category IV - Poor
- Category V - Very Poor



Pavement Condition Summary

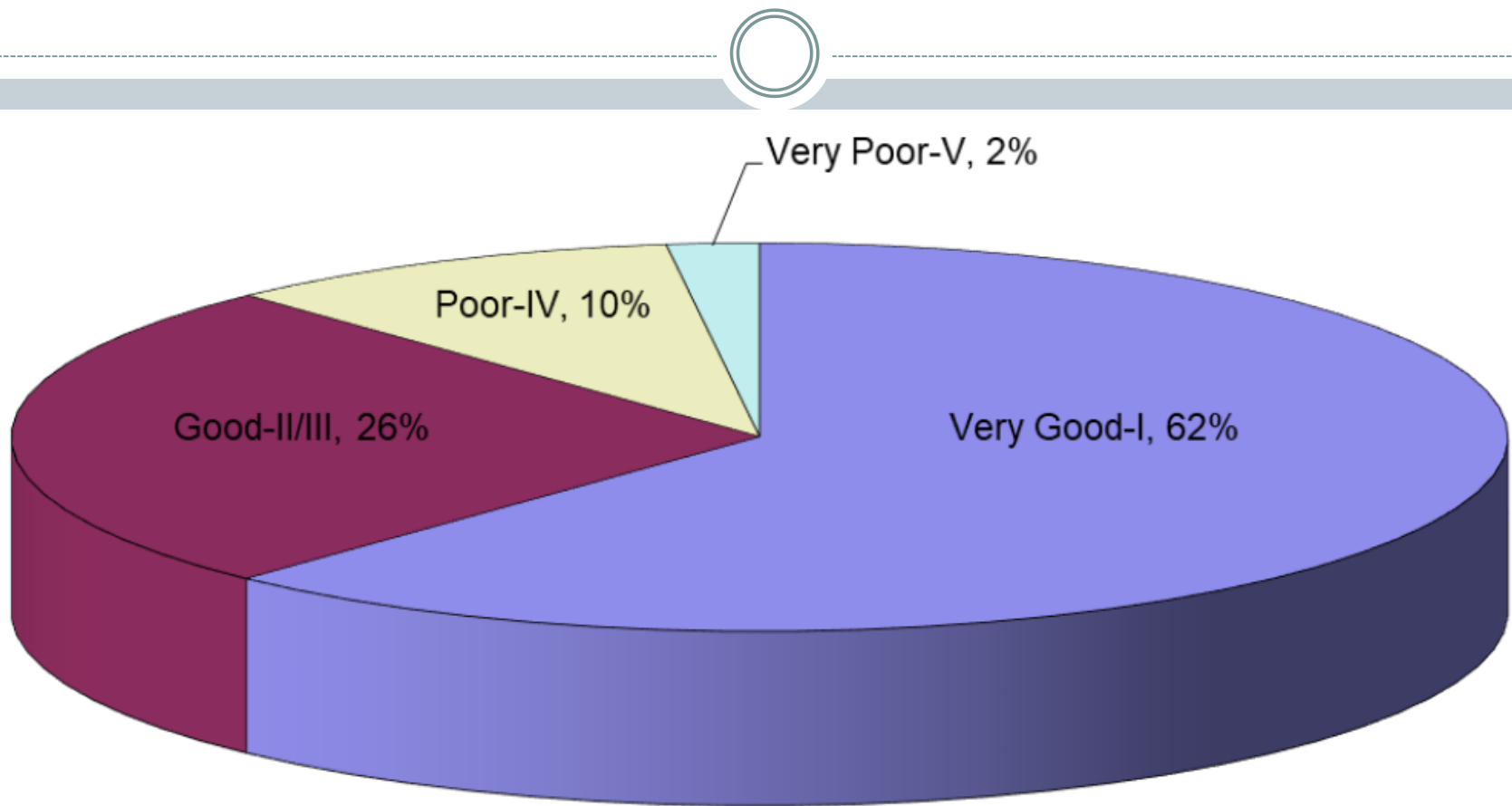


Figure 8. Pavement Condition Summary by Condition Categories

Typical Examples by Class



Adams Street- Very Good



Figure 7. 'Very Poor' Condition Category – Yount Mill Road

Yount Mill Road- Very Poor



Yount Street (prior to reconstruct) -Poor

Maintenance Descriptions MOE and Measure T Revenues



- Light Maintenance- Micro Surface
- Heavy Maintenance- Dig out with Micro Surface
- Light Rehab- 2" Overlay or Mill and Fill
- Heavy Rehab- Reconstruction
- Measure T Projects: 2019/20
 - Yount Street Reconstruct- \$453,862
 - 2019 Microsurfacing- \$157,049
- Measure T Revenues -\$548,678 (PreCOVID19 AVG)

Measure T Projects



Town of Yountville

"The Heart of the Napa Valley"



**COMMENTS
OR
QUESTIONS?**